

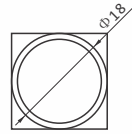
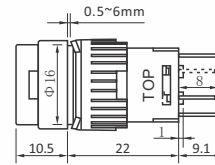
IP65 RoHS CE

Illustration	Lens Colour	Lamp Voltage	Part Number	Outer Dimensions
--------------	-------------	--------------	-------------	------------------

## Round Pilot Light



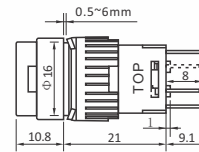
Red	24V	<b>90P1-LAS1-AY-D/R/024/P</b>
Green	24V	<b>90P1-LAS1-AY-D/G/024/P</b>
Yellow	24V	<b>90P1-LAS1-AY-D/Y/024/P</b>
Blue	24V	<b>90P1-LAS1-AY-D/B/024/P</b>
White	24V	<b>90P1-LAS1-AY-D/W/024/P</b>



## Square Pilot Light



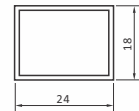
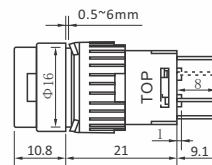
Red	24V	<b>90P1-LAS1-AF-D/R/024/P</b>
Green	24V	<b>90P1-LAS1-AF-D/G/024/P</b>
Yellow	24V	<b>90P1-LAS1-AF-D/Y/024/P</b>
Blue	24V	<b>90P1-LAS1-AF-D/B/024/P</b>
White	24V	<b>90P1-LAS1-AF-D/W/024/P</b>



## Rectangle Pilot Light



Red	24V	<b>90P1-LAS1-AJ-D/R/024/P</b>
Green	24V	<b>90P1-LAS1-AJ-D/G/024/P</b>
Yellow	24V	<b>90P1-LAS1-AJ-D/Y/024/P</b>
Blue	24V	<b>90P1-LAS1-AJ-D/B/024/P</b>
White	24V	<b>90P1-LAS1-AJ-D/W/024/P</b>



Listed above are based on 24V, for other voltage, substitute "024" with the required voltage.

## TECHNICAL INFORMATION:

### Product Description:

#### + Specification:

The bezel of the products is available in 3 shapes: **Round** (Ø18mm), **Square** (18 x 18mm), **Rectangle** (18 x 24mm).

Including the Pilot Lights, Pushbuttons, Illuminated Pushbuttons, Selector Switches, Key Switches, Emergency Stops and Buzzers.

The **mounting cut-out** is **Ø16mm**, some products can be equipped with an adaptor ring to install the product in the **Ø22mm mounting cut-out**.

#### + Data:

The product has the characteristics of stable performance, low contact resistance, strong insulation, resistance to vibration and shock, etc.; meets IEC60947-5-1, GB14048.5 and other standards.

#### + Construction:

Snap-Action switching element. Each switching element contains a normally Open and a normally Close.

Each button can be configured with a maximum of 2 switching elements. Gold plated terminal gives protection against corrosion in harsh environment.

#### + Protection Rating

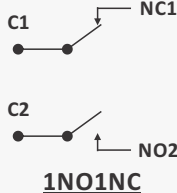
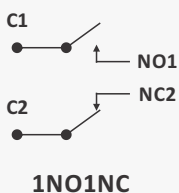
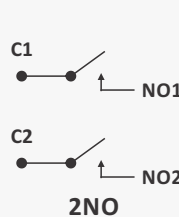
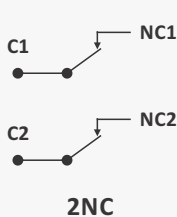
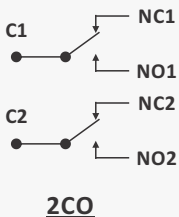
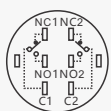
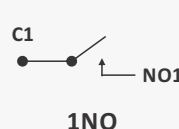
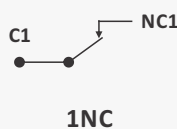
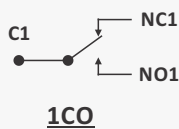
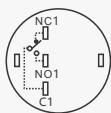
Products have **IP65**. By adding **S09 Sealing Cover**, the protection can be extended to **IP67**.

\* *except Buzzer which is IP40.*

Rated Insulation Voltage		<b>250V</b>				
Thermal Current I <sub>th</sub>		5A temperature do not exceed the highest rated allowed current				
Rated Operating Voltage		<b>12V</b>	<b>24V</b>	<b>110V</b>	<b>220V</b>	
Rated Operating Current	Frequency <b>50/60 Hz</b>	Resistive Load	-	-	<b>1A</b>	<b>0.5A</b>
		Inductive Load	-	-	<b>0.7A</b>	<b>0.5A</b>
Rated Operating Current	<b>DC</b>	Resistive Load	<b>1A</b>	<b>1A</b>	<b>0.2A</b>	-
		Inductive Load	<b>0.7A</b>	<b>0.7A</b>	<b>0.1A</b>	-
Contact Material		Silver Alloy				

Bulb Type	Dual Direction LED		
Rated Voltage	AC/DC 6V	AC/DC 12V	AC/DC 24V
	AC/DC 110V	AC/DC 220V	
Illumination Colors	<b>R</b>	<b>G</b>	<b>Y</b> <b>O</b> <b>B</b> <b>W</b>
Lifespan	approx. 40,000 hours		

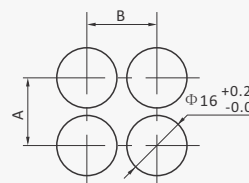
#### + Possible Contact Configuration:



#### + Specification Features:

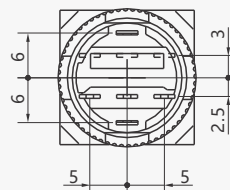
Operation Environment	(-)25°C ~ (+) 55°C (no freezing) Contact Body surroundings must have airflow	
Environment	45-85% RH (no condensation)	
Contact Resistance	≤ 50mΩ	
Insulation Resistance	≥ 100MΩ	
Overvoltage	Between the Contact Terminals & Lamp	2000 V, 50 Hz AC, 1 Minute
	Between the Same Terminal	1500 V, 50 Hz, 1 Minute
	Between the Different Terminal	2000 V, 50 Hz, 1 Minute
Vibration Assistance	50 Hz, Amplitude Approx 1.2mm	
Shock Assistance	Until 10g	
Lifespan	Mechanics	
	Momentary	1,000,000
	Latching, Selector	500,000
Key, Emergency	200,000	
Electrical	50,000 and above	
Wire Connection	Soldering Diameter: 2 x 0.68mm Largest copper wire area: 0.75mm <sup>2</sup> Faston Terminals: 2.8 x 0.5	
Solder Heat Resistance	320°C (or 30 watt soldering iron) not more than 2 sec	
Travel	Pushbutton Approx. 3mm travel	
Operating Force	(On Lens Cap) According to no. of contacts 1 ~ 4 Newton (100gf ~ 400gf)	

#### + Cut-out Dimensions:



Type	A	B
Circle	≥ 18mm	≥ 18mm
Sqaure	≥ 18mm	≥ 18mm
Rectangle	≥ 18mm	≥ 24mm
Mushroom	≥ 24mm	≥ 24mm

#### + Bottom View:



#### + Terminal configuration:

